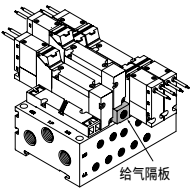


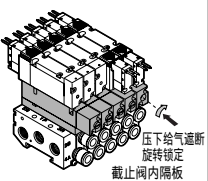
电线连接回路图

其它选择项

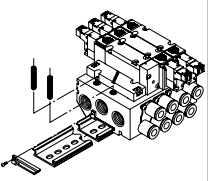
Z1 给气隔板

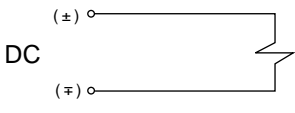
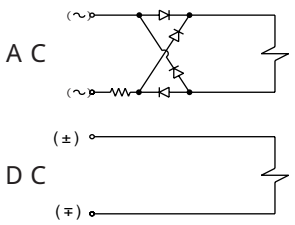
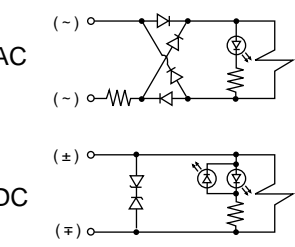
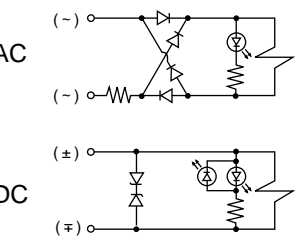
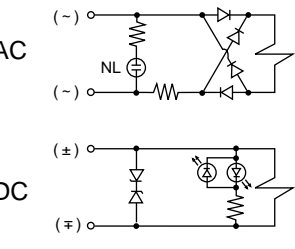
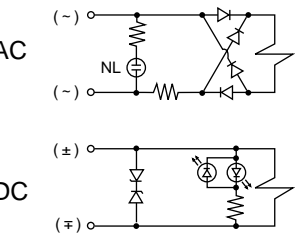
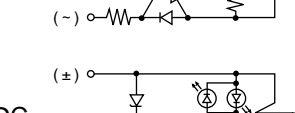
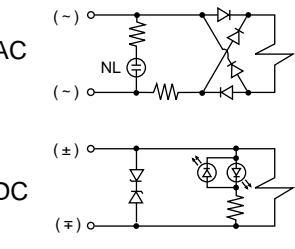


Z2 截止阀内隔板



D DIN导轨安装



电线连接 (配线方式)		①: 无导线	②: 带导线	③: 带指示灯	④: 带浪涌吸收器	⑤: 无插座
无符号	直接导线 ②			E0	E型接插件 · EJ型接插件 ②	
E0	E型接插件 ⑤			E1	E型接插件 ①	
E1	E型接插件 ①			E2	E型接插件 · EJ型接插件 ② ③ ④	
E2	E型接插件 · EJ型接插件 ② ③ ④			E2N	E型接插件 ③ ④ ⑤	
E2N	E型接插件 ③ ④ ⑤			E3	E型接插件 ① ③ ④	
E3	E型接插件 ① ③ ④			A2N	A型接插件 ③ ④ ⑤	
A2N	A型接插件 ③ ④ ⑤			B	DIN端子箱 ② ③ ④	
B	DIN端子箱 ② ③ ④			浪涌吸收器中使用稳压二极管。		

MN3E0
MN4E0

4SA/B0

4SA/B1

4GA/B

M4GA/B

MN4GA/B

4GA/B
(主阀)

W4GA/B2

MN3S0
MN4S0

4TB

4L2-4·
LMF0

4KA/B

4F

PV5·
CMF

3MA/B0

3PA/B

P·M·B

NP·NAP
NVP

4F 0E

HMV
HSV

SKH

PCD·
FS·FD

先导式
3·5
通阀