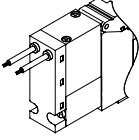
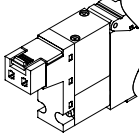
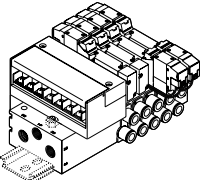
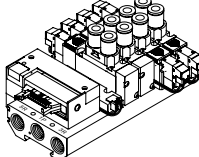
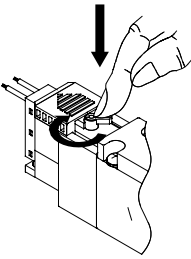
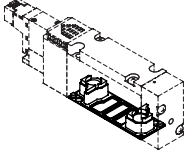
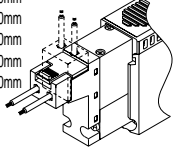
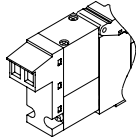
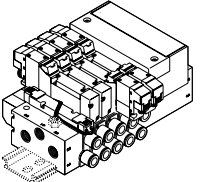
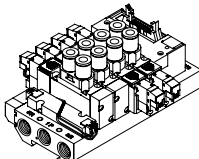
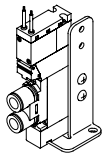
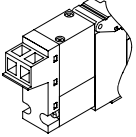
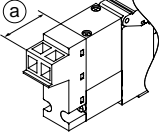
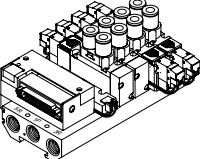
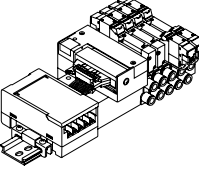
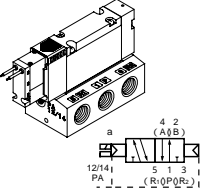
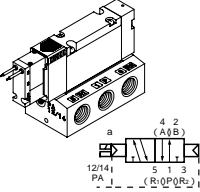
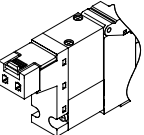
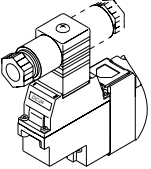
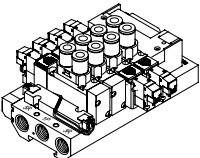
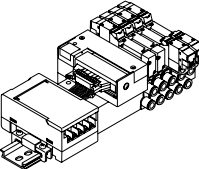
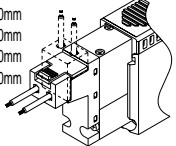
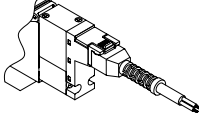
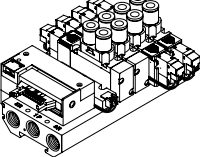
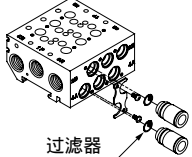
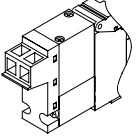
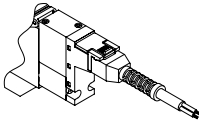
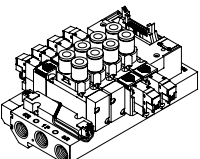
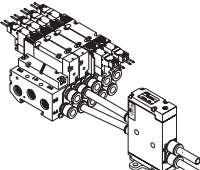


| 电线连接 | | | | 手动装置 | 其它选择项 |
|--|--|--|--|---|--|
| 单体阀 · 个别配线集成 | | 省配线集成 | | | |
| 无符号 直接导线 ② 导线长度 300mm  | E3 E型接插件 带插座端子 ④③  | T10 集中端子台形式 (左侧) T11 M3螺钉规格/压下紧固规格  | T51 T52 T53 扁平电缆, 没有电源 端子 (左侧)  | 非锁定型与锁定型 通用 (标准装备)  | H 带排气误动作防止阀  |
| E0 E型接插件 ② 导线长度 300mm 500mm 1000mm 2000mm 3000mm  | A2N A型接插件向下、 无插座  | T10R 集中端子台形式 (右侧) T11R M3螺钉规格/压下紧固规格  | T51R T52R T53R 扁平电缆, 没有电源 端子 (右侧)  | | P 安装板  (仅用于直接配管) |
| E0N E型接插件 无插座  | AC 100Vの場合、 DC 12/24 ①比DC长度 长3.5mm  | T30 D-Sub接插件类型 (左侧)  | T6 0 串行传输类型 (8点)  | 非锁定型是压下ON, 脱离OFF 锁定型是压下+右旋 转90度保持锁定状态, 左旋转锁定解除OFF。  | K 外部先导  |
| E1 E型接插件 带插座端子  | B DIN端子箱  | T30R D-Sub接插件类型 (右侧)  | T6 1 串行传输类型 (16点)  | A 臭氧 · 切削液对应品 对应切削液流入和 对应臭氧等选定。 | |
| E2 E型接插件 ②④③ 导线长度 300mm 500mm 1000mm 2000mm 3000mm  | E0 J EJ型接插件 ②  | T50 扁平电缆, 带电源 端子 (左侧)  | | F AB气口过滤器内置  过滤器 | |
| E2N E型接插件 无插座端子 ④③  | E2 J EJ型接插件 ②④③  | T50R 扁平电缆, 带电源 端子 (右侧)  | | 气控单向阀 (单独设置类型)  | |